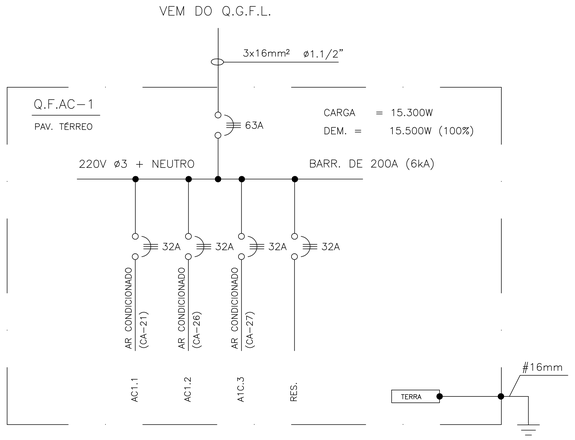

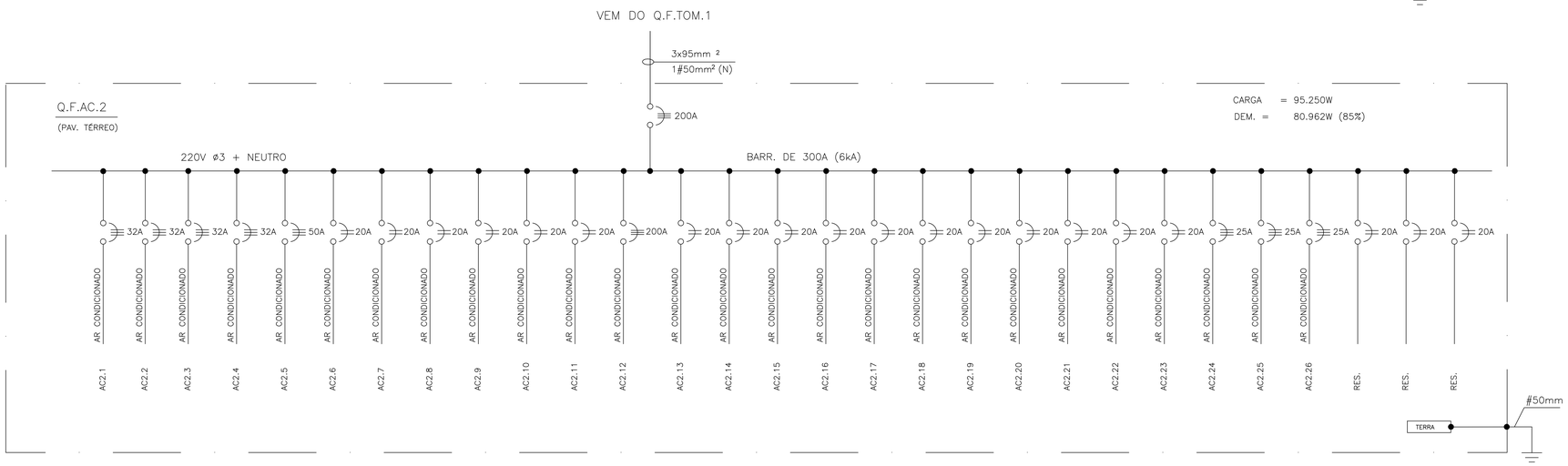

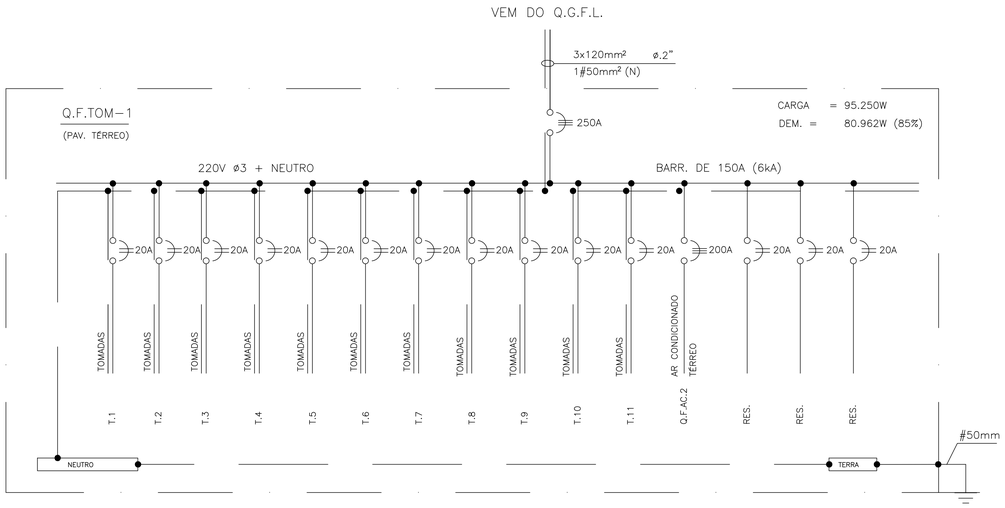

Q. DE CARGAS–Q.F.AC2.1
(PAV. TÉRREO–AUDITÓRIO)

CIRC.	Ponto Força (W)	Carga (W)	Disj. (A)	Cond. (mm²)	Fases	BTU's	OBS.
AC1.21	1	3.500	3P 32	6,0	R–S–T	36.000	AUDITÓRIO–(CA–21)
AC1.26	1	6.000	3P 32	6,0	R–S–T	60.000	AUDITÓRIO–(CA–26)
AC1.27	1	6.000	3P 32	6,0	R–S–T	60.000	AUDITÓRIO–(CA–27)
RES.	1		3P 32		R–S–T		
TOTAL	3	15.500					
DEM. = 100%		15.500	3P 62	3#16 1#16	R–S–T +(T)	156.000	

QUADRO DE CARGAS – Q.F.AC.2
PAV. SUPERIOR

CIRAC2.	Ponto Força (W)	Carga (W)	Disj. (A)	Cond. (mm²)	Fase	Obs.
AC2.1	1	5.500	3P 32	6,0	R–S–T	CA–22
AC2.2	1	5.500	3P 32	6,0	R–S–T	CA–23
AC2.3	1	6.000	3P 32	6,0	R–S–T	CA–24
AC2.4	1	6.000	3P 32	6,0	R–S–T	CA–25
AC2.5	1	8.700	3P 50	10.0	R–S–T	CA–28
AC2.6	1	950	2P 20	4,0	R–S	CA–01
AC2.7	1	950	2P 20	4,0	R–T	CA–02
AC2.8	1	950	2P 20	4,0	S–T	CA–03
AC2.9	1	950	2P 20	4,0	R–S	CA–04
AC2.10	1	950	2P 20	4,0	R–T	CA–05
AC2.11	1	950	2P 20	4,0	S–T	CA–29
AC2.12	1	1.400	2P 20	4,0	R–S	CA–06
AC2.13	1	1.400	2P 20	4,0	R–T	CA–07
AC2.14	1	1.400	2P 20	4,0	S–T	CA–08
AC2.15	1	1.400	2P 20	4,0	R–S	CA–09
AC2.16	1	1.400	2P 20	4,0	R–T	CA–10
AC2.17	1	1.400	2P 20	4,0	S–T	CA–11
AC2.18	1	2.000	2P 20	4,0	R–S	CA–12
AC2.19	1	2.300	2P 20	4,0	R–T	CA–13
AC2.20	1	2.300	2P 20	4,0	S–T	CA–14
AC2.21	1	2.300	2P 20	4,0	R–S	CA–15
AC2.22	1	2.300	2P 20	4,0	R–T	CA–16
AC2.23	1	3.200	2P 20	4,0	S–T	CA–17
AC2.24	1	3.500	3P 25	4,0	R–S–T	CA–18
AC2.25	1	3.500	3P 25	4,0	R–S–T	CA–19
AC2.26	1	3.500	3P 25	4,0	R–S–T	CA–20
RES.					R–S	
RES.					R–T	
RES.					S–T	
TOTAL	24	66.250				
DEM. EST.=90%		59.625	3P 200	3#95 1#50	R–S–T + N	

QUADRO DE CARGAS – Q.F.TOM. 1
PAV. TÉRREO

CIRC.	TOMADAS 100W	TOMADAS 200W	TOMADAS 500W	Ponto Força (W)	Carga (W)	Disj. (A)	Cond. (mm²)	Fase
T.1	21				2.100	2P 20	4,0	R–S
T.2		9			2.600	2P 20	4,0	R–T
T.3		12			2.000	2P 20	4,0	S–T
T.4			3		1.500	2P 20	4,0	R–S
T.5		16			3.800	2P 20	4,0	R–T
T.6		19			3.600	2P 20	4,0	S–T
T.7		23			4.200	2P 20	4,0	R–S
T.8		15			3.000	2P 20	4,0	R–T
T.9		19			2.400	2P 20	4,0	S–T
T.10		11			3.800	2P 20	4,0	R–S
T.11		8			2.200	2P 20	4,0	R–T
Q.F.AC.2				1	66.250	3P 200	95,0	R–S–T
RES.						2P 20		S–T
RES.						2P 20		R–S
RES.						2P 20		R–T
RES.								
TOTAL	21	132	3	1	95.250			
DEMANDA ESTIMATIVA = 85%					80.962	3P 250	3#120 1#50	R–S–T + N

PROJETO EXECUTIVO

REVISÃO	COMENTÁRIOS	
00		31/03/2014

RESP. PROJETO

RESP. EXECUÇÃO

CONSELHO REGIONAL DE MEDICINA DE SERGIPE

PROPRIETÁRIO

HMmelo PROJETOS E CONSULTORIA
RUA VIDAL DE NEGREIROS, Nº 271,
BAIRRO INÁCIO BARBOSA, ARACAJU–SE
(79) 8802–0043 (79) 3211–6545
TECFAL SANTOS & SOUZA CONSULTORIA PROJETOS E SERVIÇOS LTDA
projetos@tecfalprojetos.dom.br
(79) – 8824–4271

INSTALAÇÕES ELÉTRICAS

OBRA	LOCAL
CREMESE	RUA BOQUIM, 589, CENTRO, ARACAJU–SE

ASSUNTO	JOB Nº	FOLHA
DIAGRAMAS E QUADROS		06/07

DESENHO	ESCALA(S)	DATA
MARCELO SOUZA	1:75	31/03/2014

840x594mm